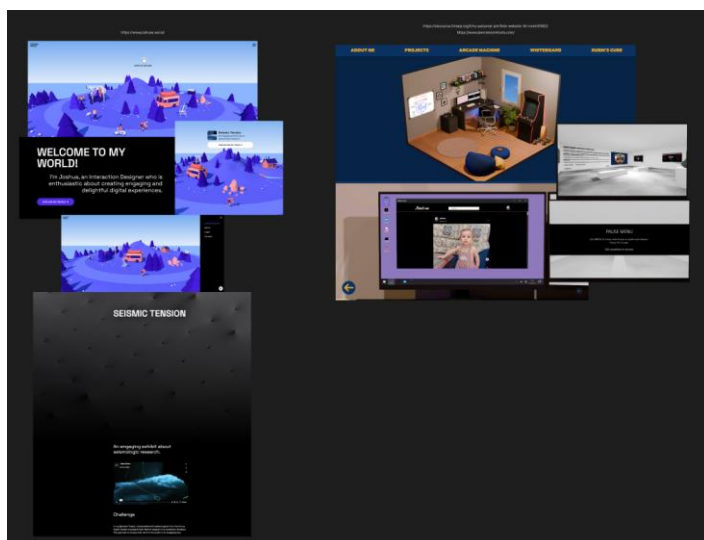
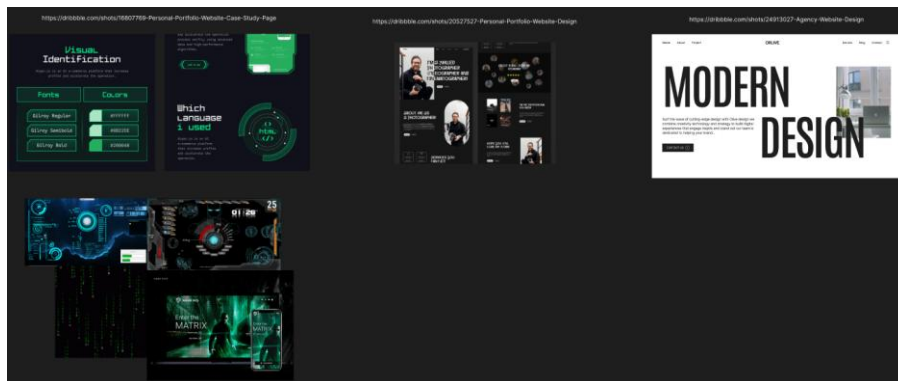


Portfolio Work

Inspiration:

I started looking for portfolio inspiration and was stuck on what themed I wanted it to be. I found some simple monochromatic modern portfolio design. I also wanted challenge myself and make an interactive 3D portfolio. I decided I should consult Stan on how and what I should tackle/start with my portfolio.



Feedback:

Checkpoint 1 Chris & Stan - Portfolio (WK2) 19-02-2025



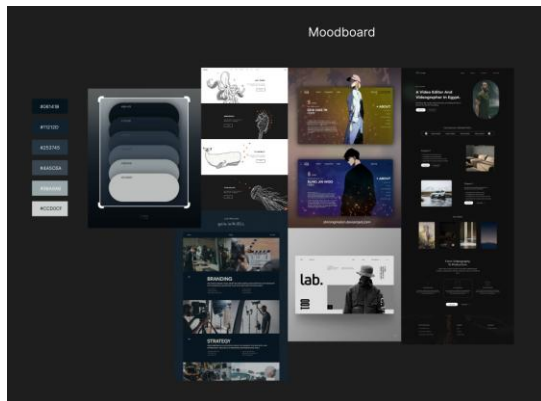
Alcantara, Jerryl J. 16 days ago

Chris: I asked Chris on his opinion on how to continue/proceed with my idea of making a portfolio in a 3D model Diorama with three.js. He told me that the first example of the room/office diorama is very messy and cluttered with a lot of things happening in it. He suggested to do more of a navigation system with three.js where you could easily find my learning outcomes or other aspects I want to add into my portfolio. When you click on one of them it would then send you to a section of my portfolio with a clean html structure for easier legibility. He also told me that I should start exploring and just start designing to create multiple cool ideas and designs to have a start or idea on how I want to have a style for my portfolio.

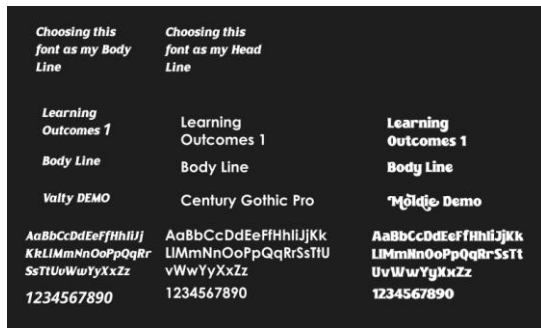
Stan: I asked Stan on his opinion on how to continue/proceed with my idea of making a portfolio in a 3D model Diorama with three.js. He told me that the first example of the room/office diorama is very messy and cluttered with a lot of things happening in it. He suggested to do more of a navigation system with three.js where you could easily find my learning outcomes or other aspects I want to add into my portfolio. When you click on one of them it would then send you to a section of my portfolio with a clean html structure for easier legibility. He also told me that I should start exploring and just start designing to create multiple cool ideas and designs to have a start or idea on how I want to have a style for my portfolio.

For now I will try to have a structure html website for my learning outcomes ready, so when I have an idea/style of the 3D navigation system down I could implement the learning outcomes as a pop out when clicked.


Moodboard:




Typography:



StyleScope:



WireFrame:



For now, to not get stuck making a 3D portfolio I went ahead to create the html parts of my website first to have a start for my portfolio.

I wanted as the first thing people see is a small about me and a png of myself on the side like how it looks on my moodboard. I tried playing around with that concept in my stylescape.

I decided to keep it somewhat of a monochromatic color theme and found some nice inspiration for my moodboard. I wanted a nice and sleek typography to keep with the modern theme of my portfolio.

I am still playing around with my stylescape to see what I exactly would want for my portfolio and see how I would style it with the wireframe I created for my portfolio.

Peer Feedback:

I have asked some of my classmates for advice on my typography and color scheme for my portfolio. I was stuck between choosing Century Gothic Pro and Moldie Demo as my Headline Font. After some feedback I have concluded that kerning of the Century Gothic is softer on the eyes for better legibility. One classmate also found that using different shades of dark blue was a nice touch over going for the classic black and white theme.